



# Introducing Concealed Jambliners

Now Available With Pinnacle Clad Double Hung Windows

Windsor Windows & Doors brings you another product advancement: Pinnacle clad double hung windows are now available with the option of a concealed jamb liner. This option provides improved design pressure performance, as well as a more attractive appearance.

		Operating						
Glass Size	Height	16	20	24	28	32	36	40
		Width						
16	Height	35	35	35	35	35	35	35
20		35	35	35	35	35	35	35
22		35	35	35	35	35	35	35
24		35	35	35	35	35	35	35
26		35	35	35	35	35	35	35
28		35	35	35	35	35	35	35
30		35	35	35	35	35	35	35
32		35	35	35	35	35	35	35
34		35	35	35	35	35	35	35
36		35	35	35	35	35	35	35
24/36		Oriel / Cottage DH						
		35	35	35	35	35	35	35
		Oriel						
46/28		35	35	35	35	35	NA	NA
52/28		35	35	35	35	35	NA	NA
58/28		35	35	35	35	35	NA	NA

		Operating – DP Upgrade						
Glass Size	Height	16	20	24	28	32	36	40
		Width						
16	Height	50	50	50	50	50	50	50
20		50	50	50	50	50	50	50
22		50	50	50	50	50	50	50
24		50	50	50	50	50	50	50
26		50	50	50	50	50	50	50
28		50	50	50	50	50	50	50
30		50	50	50	50	50	50	50
32		50	50	50	50	50	50	50
34		50	50	50	50	50	50	50
36		50	50	50	50	50	50	50
24/36		Oriel / Cottage DH – DP Upgrade						
		50	50	50	50	50	50	50

		Picture									
Glass Size	Height	8	10	12	20	24	28	32	44	56	68
		Width									
42	Height	30	30	30	30	30	30	30	30	30	30
46		30	30	30	30	30	30	30	30	30	30
50		30	30	30	30	30	30	30	30	30	30
54		30	30	30	30	30	30	30	30	30	30
58		30	30	30	30	30	30	30	30	30	30
62		30	30	30	30	30	30	30	30	30	30
66		30	30	30	30	30	30	30	30	30	30
70		30	30	30	30	30	30	30	30	30	30

		Picture – DP Upgrade							
Glass Size	Height	8	10	12	20	24	28	32	44
		Width							
42	Height	50	50	50	50	50	50	50	50
46		50	50	50	50	50	50	50	50
50		50	50	50	50	50	50	50	50
54		50	50	50	50	50	50	50	50
58		50	50	50	50	50	50	50	50
62		50	50	50	50	50	50	50	50
66		50	50	50	50	50	50	50	50
70		50	50	50	50	50	50	50	50

		Transom									
Glass Size	Height	16	20	24	28	32	36	40	44	56	68
		Width									
8	Height	40	40	40	40	40	40	40	40	40	35
10		40	40	40	40	40	40	40	40	40	35
12		40	40	40	40	40	40	40	40	40	35
20		40	40	40	40	40	40	40	40	40	30
26		40	40	40	40	40	40	40	40	40	30
32		40	40	40	40	40	40	40	40	40	30

		Transom – DP Upgrade									
Glass Size	Height	16	20	24	28	32	36	40	44	56	68
		Width									
8	Height	50	50	50	50	50	50	50	50	50	50
10		50	50	50	50	50	50	50	50	50	50
12		50	50	50	50	50	50	50	50	50	50
20		50	50	50	50	50	50	50	50	50	50
26		50	50	50	50	50	50	50	50	50	50
32		50	50	50	50	50	50	50	50	50	50

Note: Glass type and thickness complies with ASTM E 1300 for the DP Values to a minimum of DP-40.

Note: Glass type and thickness complies with ASTM E 1300 for the DP Values to a minimum of DP-40.

Minimum and Maximum Measurements			
Minimum Frame Width	Minimum Frame Height	Maximum Frame Width	Maximum Frame Height
Operating			
1-9 3/8	2-8 3/4	3-9 3/8	6-8 3/4
Picture			
1-1 3/8	2-10 3/4	6-1 3/8	6-4 3/4
Transom			
1-9 3/8	1-0	6-1 3/8	3-0



# PINNACLE CLAD DOUBLE HUNG WITH CONCEALED JAMBLINER

## IMPROVED PERFORMANCE

- 1 A raised sill stop is incorporated into ALL Pinnacle clad double hung windows, including both the compression jambliner option and the concealed jambliner option. The sill stop will now be flush with the bottom of the finger pull, providing better performance.
- 2 On windows ordered with the concealed jambliner option, head frame corners will be secured with corner keys, injected silicone and screws for improved stability. Therefore, the corner gaskets are no longer needed.
- 3 Structural changes of the concealed jambliner provide improved DP ratings.

## MORE SELECTION

- 4 A new, full-size, inverted block and tackle balance provides support for a heavier sash, allowing for future production of larger sizes.
- 5 Interior jamb covers are available in all wood species, providing more wood on the interior and less vinyl.

## ADDED CONVENIENCE

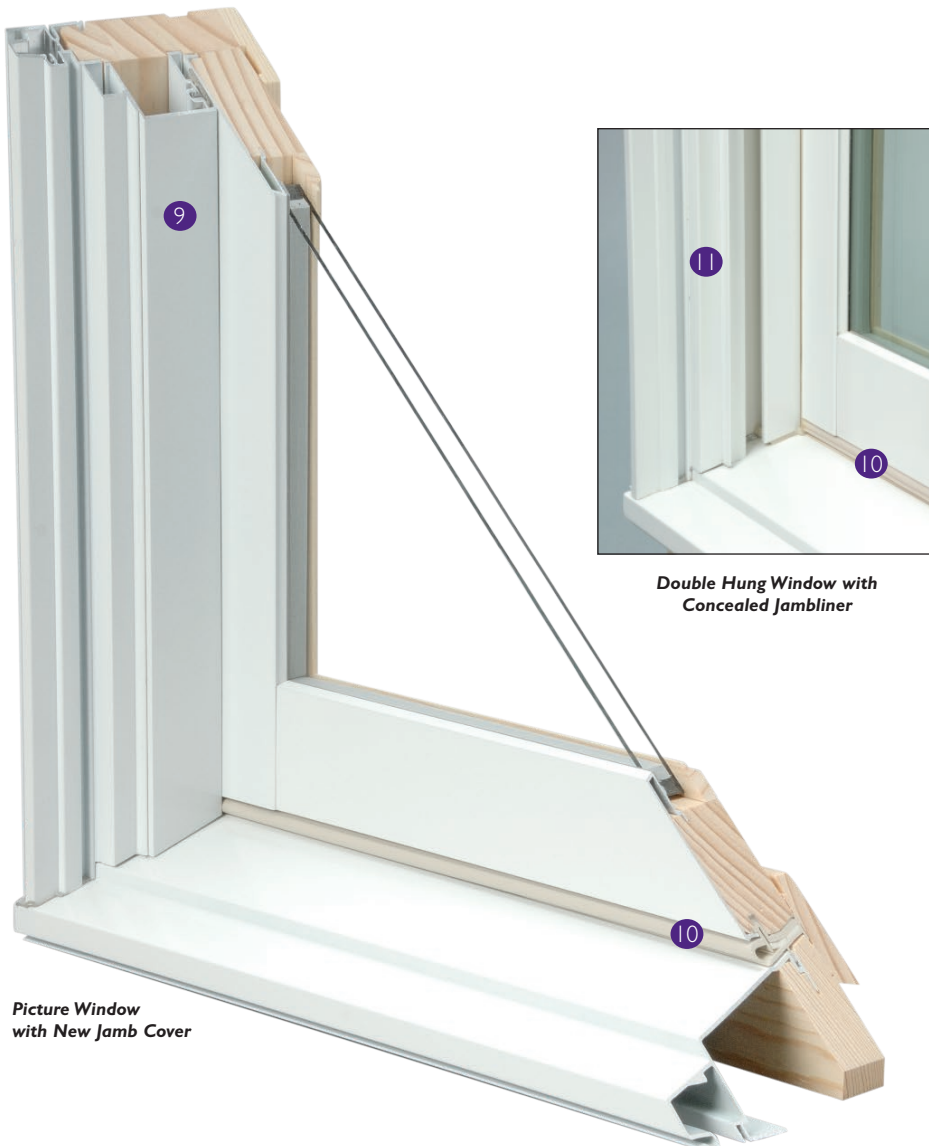
- 6 Jamb jacks provide the ability to make future adjustments after settling.
- 7 A trim identification line on the side and head inside stops provides easy alignment during installation.

## ENHANCED APPEARANCE



- 8 A wood head parting stop replaces a vinyl parting stop.
- 9 The picture window back-out strip is now color-matched aluminum for a consistent exterior appearance.
- 10 The sill bottom rail weatherstrip is now available in two colors: bronze and beige. One complements the lighter clad colors and the other complements the darker clad colors.
- 11 Exterior jamb covers are available in finishes that match the aluminum.

## PLEASE NOTE:

- Clad single hung oriel windows will only be available with the concealed jambliner option.
- The concealed jambliner option is NOT available in Pinnacle Impact, Win-Pac or Legend HBR lines.



Double Hung Window with Concealed Jambliner



Picture Window with New Jamb Cover